



Keep diagnostic tests
& revenue in your office.

*First and only CLIA Waived rapid
treponemal syphilis test.*



Syphilis Health Check™
**Syphilis Antibody Rapid
Immunochromatographic Test**



*Rapid qualitative screening for human TP antibodies in
Whole Blood, Serum or Plasma.*

- ✓ Results in 10 Minutes
- ✓ Accuracy >97%*
- ✓ CLIA Waived for Whole Blood - Finger Stick
- ✓ CLIA Moderately Complex - Whole Blood, Serum or Plasma
- ✓ 2 Simple Steps

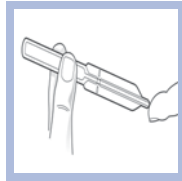
*Each **Syphilis Health Check** kit contains everything
required to perform 20 tests.*

- ✓ Syphilis Health Check test devices — 20
- ✓ Disposable fixed volume plastic pipettes — 20
- ✓ Diluent in a dropper bottle containing saline buffer, detergent and sodium azide (NaN₃ < 0.1%) — 5 ml
- ✓ Instruction leaflet — 1
- ✓ Quick Reference Guide - 1

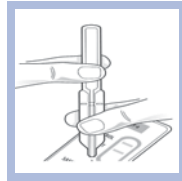
*Agreement to reference methods - see P.I. CLIA studies



STEP 1



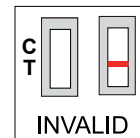
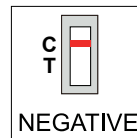
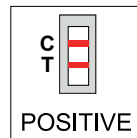
STEP 2



STEP 3

Format	20 Tests per Kit
CLIA Status	Waived for Whole Blood - Finger Stick
CLIA Moderately Complex	Whole Blood, Serum or Plasma
Collection Method	Whole Blood - Finger Stick
Accuracy	High Accuracy Even with Untrained Testers
Procedural Steps	2
Time to Result	10 Minutes
Storage	Room Temperature
CPT Code	86780QW
Your Cost	\$159.80 (\$7.99/test)

- 1 With **Syphilis Health Check** test at room temperature, remove test device from wrapper. Label with patient's name or control number.
- 2 Wipe finger with alcohol pad.
- 3 Stick fingertip with a lancet.
- 4 Remove first drop of blood.
- 5 Draw blood from finger using fixed volume pipette.
- 6 Holding pipette vertically, dispense 2 drops of whole blood into sample well.
- 7 Add 4 drops of buffer to sample well.
- 8 Read results after 10 minutes but no later than 15 minutes.



Positive: Colored bands in test area AND control area

Negative: 1 colored band in control area

Invalid: No distinct color band in the control area